



THE CHURCHES
CONSERVATION TRUST

Historic churches in
Bristol
Gloucestershire

meet the
keepers
of history

visitchurches.org.uk/daysout

shire of gems

Among Gloucestershire's honeyed stone villages and Bristol's busy streets, you'll find some of the loveliest churches in England.



Magnificent monuments and life-size effigies are among the glories of the city churches, and in the country, you can find craftsmen-created buildings of simple beauty in stunning landscapes. Great or small, all are special and a delight to discover and visit.

All the churches in this leaflet have been saved by The Churches Conservation Trust. The Trust is a charity that cares for more than 340 churches in England. This is one of 18 leaflets that highlight their history and treasures.

For more information on the other guides in this series, as well as interactive maps and downloadable information, see visitchurches.org.uk

3



timeless treasures

experience peace and tranquillity at
St Michael and Martin's, Eastleach Martin



St Thomas the Martyr

Bristol

An elegant Georgian survivor in a city-centre location

- *Elegant, spacious and light-filled interior*
- *Dark wood furnishings and painted walls lend an air of refinement.*
- *A ring of eight bells, cast locally over 400 years*

Located in Bristol's city centre, this handsome late 18th-century church was designed in 1789 by local architect and carver James Allen to replace a Medieval church deemed unsafe for use. Allen retained the 15th-century west tower of the old church, intending it to be 'raised and modernised' in a Classical fashion, but the plan was never carried out and the church is an unusual – but pleasing – blend of both periods.

Little now survives of the old parish buildings, once home to rich clothiers, glovers, glassmakers and wine importers whose trading activities supported the church. One of the few remaining inns of the parish is the *Seven Stars Tavern*, right next to St Thomas', where anti-slavery campaigner, Reverend Thomas Clarkson, gathered information on the slave trade. His evidence helped bring about the abolition of slavery in Britain.

St Thomas Street, Bristol BS1 6QR

→ Off Victoria Street, central Bristol

Nearest railway station: Bristol Temple Meads (short walk)

🕒 *Open Mon-Thu, 10.30am-4pm*

1



2

St John the Baptist

Bristol

A church that rises out of the city's North Gate

St John's was built into the city walls in the 14th century as a place for travellers to offer prayers before a journey. Outside, it is renowned for its stunning spire; inside, it has wonderful monuments, both in the tall, graceful church interior and in the atmospheric vaulted crypt. Look for the marble figure of Walter Frampton, the church's founder, with a strange dog.

Broad Street, Bristol BS1 2EZ

→ Tower Lane, bottom of Broad Street at intersection with Nelson Street

Nearest railway station: Bristol Temple Meads (1 mile)

🕒 *Usually Mon-Sat, 11am-2pm. Please check our website before visiting*



3

Eastleach Martin, St Michael & St Martin

Gloucestershire

A lovely riverside church in an idyllic Cotswold setting

This picture-postcard Medieval church stands in a gently sloping churchyard by the river Leach, just a stone's throw from its sister church at Eastleach Turville on the opposite bank. The two are linked by a stone clapper bridge known as Keble's bridge after the church's 19th-century curate John Keble, a much-loved poet and Oxford scholar. The building's treasures include beautiful carved windows – featuring tiny stone heads from the 13th century.

Eastleach Martin, Cirencester GL7 3NN

→ 4m N of Lechlade off A361 or A417

Nearest railway station: Shipton (9.7 miles)

🕒 *Open daily*



4

Gloucester, St Nicholas

Gloucestershire

**Medieval church
built for merchant
traders in a busy city**

Built beside Gloucester's (now vanished) west gate, St Nicholas' is a city landmark, known for its leaning, truncated white stone spire. The damage was caused by Royalist troops during the Siege of Gloucester in 1643 – and the spire is now topped with an attractive coronet. Inside, the church has alabaster figures in glorious Stuart costume reclining on chest tombs.

Westgate Street, Gloucester GL1 2PG

→ Gloucester city centre

Nearest railway station: Gloucester (0.5 miles)

🕒 *Open Apr to Sep: Thu and Fri 10.30am-2.30pm,
Sat 11am-4pm; at other times keyholder nearby*



5

Little Washbourne, St Mary

Gloucestershire

**A time-capsule
church with glorious
Cotswold views**

The Norman church of St Mary's stands in a pretty orchard with spectacular views over the Cotswolds and Bredon Hill. Its interior is simple and light, with flagged floors, plastered walls, traces of Medieval wall painting and lovely Georgian furnishings. The churchyard has only one grave as the ground is waterlogged – legend says it is that of a boy who drowned and now mischievously haunts the nearby *Hobnails Inn*.

Little Washbourne, Tewkesbury GL20 8NQ

→ 6m E of Tewkesbury off B4077 and 5m E of M5 Junction 9

Nearest railway station: Ashchurch (5 miles)

🕒 *Open daily*



6

Ozleworth, St Nicholas of Myra

Gloucestershire

**A strange and beautiful
church close to the
Cotswold Way**

This lovely little Norman church sits in a tree-filled churchyard in a beautiful narrow valley. The wonderful irregular hexagonal tower, which rises from the centre of the building, is thought to be the nave of an old chapel. Gaze up into the tower's roof and see how uneven all six sides are! Also look for the exceptional 13th-century carving and design on the south doorway and the western tower arch.

Ozleworth, Wotton-under-Edge GL12 7QA

→ In Ozleworth Park, 2m E of Wotton under Edge
off A4135, at junction with B4058

Nearest railway station: Cam & Dursley (7 miles)

🕒 *Open daily*



7

Saintbury, St Nicholas

Gloucestershire

**From the 11th-century
to the Arts & Crafts
movement**

From the 11th-century to the Arts & Craft movement This Medieval church on the Cotswold Way has a tall and slender spire, surveying the beautiful valley below. The building's earliest known feature is a sundial considered to be 11th-century. Explore the Post-Medieval wallpaintings in the chancel and Arts and Crafts ceilings added in the early 20th-century.

Broadway, Saintbury, Gloucestershire, WR12 7PX

→ On Broadway, off the B4632 running between
Weston sub Edge and Willersey.

Nearest railway station: Honeybourne (3.2 miles)

🕒 *Opening times tbc. Please contact the Bristol regional
office on 0117 929 1766 before your visit*

visitchurches.org.uk/daysout

Spend a day with us

More churches to enjoy

Each CCT church has been saved because it is special. We can't do justice to them all in one leaflet, so visit our website for more information on those only briefly described here.

Bristol

St Paul

8

A masterpiece of provincial 'Gothick' architecture in an 18th-century square, the 'Wedding Cake Church' of St Paul's has been granted a new lease of life as a circus-training school.

Portland Square, Bristol BS2 8SJ
→ Off A4032 Newfoundland Way

🕒 *Open daily 9am-5pm;*
please phone 0117 924 7615 before arriving

Gloucestershire

Brookthorpe, St Swithun

9

A charming 13th-century country church with Victorian additions, behind the manor of Brookthorpe Court. A coded inscription in the porch indicates the date of King Charles I's execution.

Stroud Road, Brookthorpe, Gloucester GL4 0UJ
→ 4m S of Gloucester and 5m N of Stroud on A4173

🕒 *Keyholder nearby*

Charfield, St James

10

A pretty, light-filled Medieval church of mellow Cotswold stone set high on a steep hillside, St James' lost its wool-working congregation from the 18th century when the industry shifted to the valley.

Churchend Lane, Churchend, Charfield,
Wotton-under-Edge GL12 8LJ
→ 2m SE of M5 Junction 14 and 1m SW of Charfield
off B4508/B4509

🕒 *Keyholder nearby*

Lassington, St Oswald Tower

11

The solitary surviving tower of old St Oswald's church was probably built before the Norman Conquest. It is located in a pretty churchyard and surrounded by idyllic, gently undulating countryside.

Lassington Lane, Highnam, Gloucester GL2 8DH
→ 3m W of Gloucester off B4125 (follow sign to Lassington
from Highnam village)

🕒 *Tower only, no visitor access to interior*

Oldbury-on-the-Hill, St Arild

12

An atmospheric church dedicated to a little-known, pre-Norman saint, who is thought to have lived near Thornbury. The simple interior is little changed since the 18th century.

St Arild, Oldbury-on-the-Hill, Didmarton,
→ Badminton GL9 1EA
1m N of Didmarton and 6m SW of Tetbury off A433

🕒 *Open daily*

Shipton Sollars, St Mary

13

A small 13th-century church in a pretty Cotswold hamlet, with fragments of wall texts and pretty stained glass. St Mary's survived a time as a cowshed in the 19th century.

Shipton Sollars, Cheltenham GL54 4HU
→ 200metres NE of A40/A436 junction on S side of village
road to Shipton

🕒 *Open daily*

Shorncote, All Saints

14

A tiny 800-year-old church with a pretty double bell-cote, hidden away down a lane. Monuments and a stone Royal Arms line the walls of its simple interior.

Shorncote, Cirencester GL7 6DE
→ 3m E of Kemble and 4m S of Cirencester off A429

🕒 *Open daily May-Sep; at other times keyholder nearby*

Tetbury, St Saviour

15

A magnificent Victorian church built in a fabulously ornate Medieval style for the poor of the parish, who could not afford to pay for seats in Tetbury's other church, St Mary's.

New Church Street, Tetbury GL8 8DS
→ Close to Tetbury town centre

🕒 *Keyholder nearby*

visitchurches.org.uk/joinus

Become a supporter



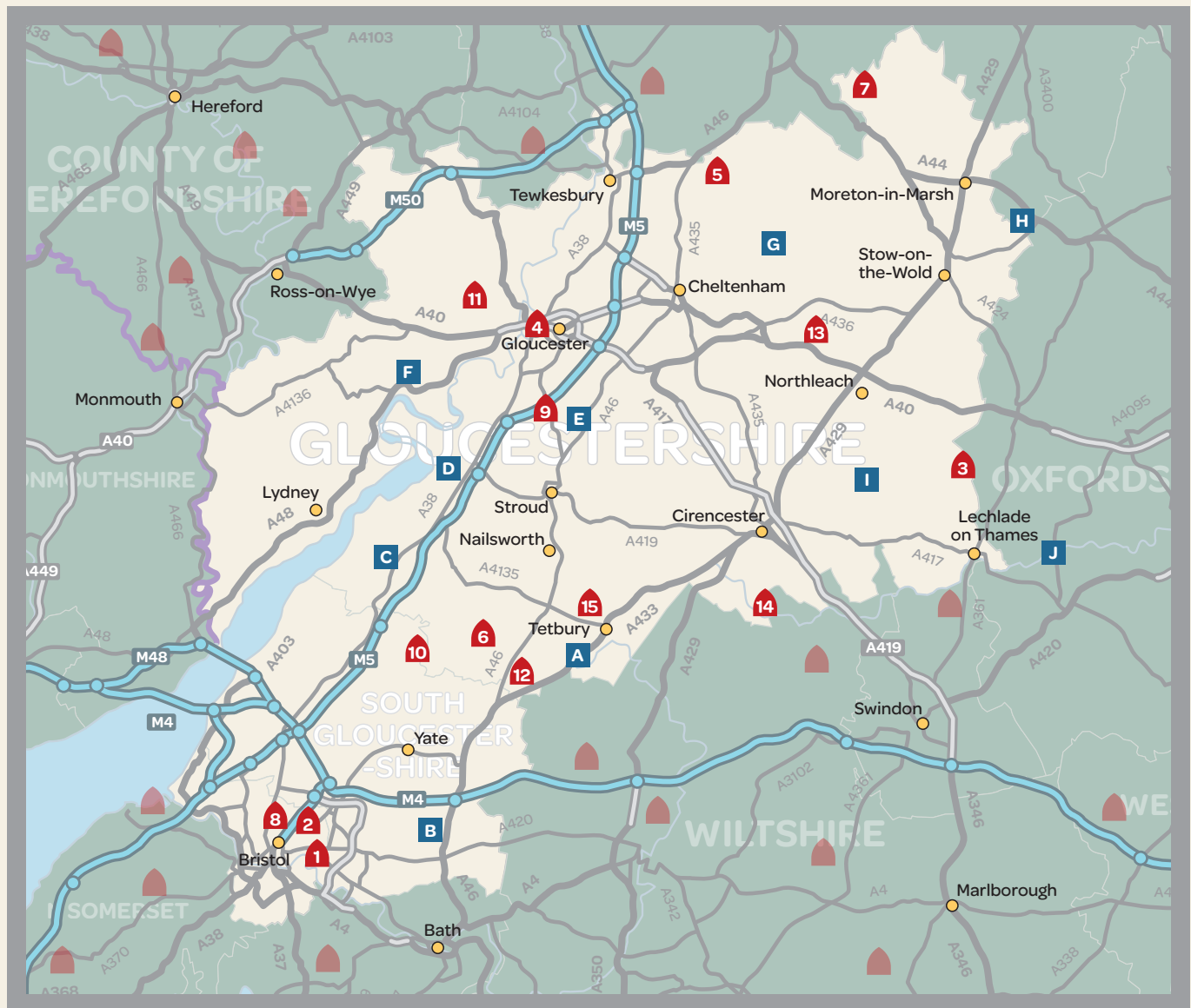
Finding our churches

The map opposite shows the location of each of our churches in Bristol and Gloucestershire, together with other nearby attractions and CCT churches in adjoining counties.

Our website, visitchurches.org.uk, has much more detailed information to help you plan your trip.









| | | Ordnance Survey ref |
|--------------------------------------------------------------------------------------|-----------------------------------------------------------|---------------------|
|  1 | Bristol, St Thomas the Martyr | ST 591 727 |
|  2 | Bristol, St John the Baptist | ST 587 732 |
|  3 | Eastleach Martin, St Michael & St Martin (cover image) | SP 202 052 |
|  4 | Gloucester, St Nicholas | SO 829 188 |
|  5 | Little Washbourne, St Mary | SO 989 334 |
|  6 | Ozleworth, St Nicholas of Myra | ST 794 933 |
|  7 | Saintbury, St Nicholas | SP 11658 39850 |
|  8 | Bristol, St Paul | ST 595 738 |
|  9 | Brookthorpe, St Swithun | SO 835 123 |
|  10 | Charfield, St James | ST 718 912 |
|  11 | Lassington, St Oswald Tower | SO 795 206 |
|  12 | Oldbury-on-the-Hill, St Arild | ST 819 882 |
|  13 | Shipton Sollars, St Mary | SP 031 184 |
|  14 | Shorncote, All Saints | SU 025 967 |
|  15 | Tetbury, St Saviour | ST 888 933 |






 CCT churches in neighbouring counties.
For details, go to visitchurches.org.uk or see the relevant county guide.



Reproduced by permission of Ordnance Survey © on behalf of The Controller of HMSO © Crown Copyright 2012

Other local heritage attractions

-  A Weston Arboretum
-  B Dyrham Park – house, garden, deer park 
-  C Berkley Castle and gardens
-  D Slimbridge Wetland Centre
-  E Painswick Rococo garden
-  F Westbury Court Gardens 

-  G Sudeley Castle and gardens
-  H Chastleton House 
-  I Barnsley House gardens
-  J Kelmscott Manor



www.english-heritage.org.uk
Telephone 0870 333 1181

Find out more


Our website has a host of additional information that will help you plan and enjoy your visit, including:

- Interactive maps
- Filterable lists of all our churches
- Up to date opening times
- Visitor comments
- Downloadable guides
- Image galleries
- Event listings

Go to visitchurches.org.uk to access all this and more.



Become a fan

 facebook.com/ChurchesConservationTrust

Follow us

 twitter.com/TheCCT

Welcome to a thousand years of English history

The Churches Conservation Trust is the national charity protecting historic churches at risk.

We've saved over 340 beautiful buildings which attract more than 1.5 million visitors a year. With our help and with your support they are kept open and in use – living once again at the heart of their communities.


Visiting information


Go to visitchurches.org.uk for detailed directions, local maps, information on disability access and up to date opening times.

For other enquiries, call us on **020 7213 0660** (Monday – Friday, office hours), or email welcome@tcct.org.uk

! Please take care when visiting our churches. Floors may be uneven/worn or slippery, and interior lighting may be low.


 Assistance dogs are welcome.

 For full disabled access information, see our website.

 Unsure about the 'keyholder nearby' access? You will find details at the church or call us in advance.

P Parking is available at most churches – see the website for more details.

 The closest station for each church is shown in the guide.

 For bus routes, see traveline.org.uk

 Cyclists welcome! For cycle routes, go to sustrans.org.uk

Help us save historic churches

The CCT needs to raise an additional £1.5million every year just to cover essential repairs. If you enjoy your visit please leave a donation at the church, or go to visitchurches.org.uk/donate for details of how you can help.



THE CHURCHES
CONSERVATION TRUST

visitchurches.org.uk

The Churches Conservation Trust
1 West Smithfield, London EC1A 9EE
Registered Charity No: 258612 © CCT 2011